



# FEDERALSBURG POLICE DEPARTMENT



**CHIEF OF POLICE**  
**MICHAEL A. McDERMOTT**

P.O. Box 431  
104 MORRIS AVE  
FEDERALSBURG, MD 21632  
PHONE #: (410) 754-8966  
EMAIL: [CHIEF@FEDERALSBURGPD.COM](mailto:CHIEF@FEDERALSBURGPD.COM)  
WEBSITE: [FEDERALSBURGPOLICE.COM](http://FEDERALSBURGPOLICE.COM)

**"FOR SERVICE & SACRIFICE"**

TO: Mayor and Council Members  
FR: Michael A. McDermott, Chief of Police  
DT: January 3<sup>rd</sup>, 2023  
RE: Annual Police Report for the Year 2022

The Town of Federalburg continues to make strides on the path as one of Maryland’s Safest Cities. Overall crime is down 12% from last year’s historic low numbers. This, coupled with one of the lowest violent crime rates when compared with Maryland towns, has kept Federalburg on the top ten lists of “Maryland’s Safest Cities” metrics. We have moved from the eleventh place ranking down to number seven.

The police department continued to turn in strong production numbers for 2022 and production appear to be leveling off with a 4% increase over 2021 levels. Our retention of personnel remains robust as we completed another year with a full complement of staff. This is remarkable in view of the historic attrition rates being faced by every allied department in our area, and throughout the State of Maryland. We continue to believe that the retention of skilled, seasoned officers is a principle driving force in our success; and it remains a primary focus of the department’s administration.

Working with Enterprise Fleet Services and we were able to replace two vehicles according to our established schedule. While many agencies have struggled to locate replacement vehicles during the supply chain disruptions, we have not been challenged in this regard. This year, we opted for an electric hybrid version of the Explorer Police Package vehicle as one of our replacements. We are monitoring its capabilities and use for future consideration. To date, this vehicle is providing significant fuel savings to our fleet.

Traffic safety continued as a focus for the department during 2022. We utilized data captured by our radar system around the current School Zone to assist us with plans to adopt an automated speed camera system. We believe this system, once in place, will provide enhanced traffic safety in town while paying for itself in the process. Any excess revenue will be able to supplement the department’s growing budgetary demands. This year we experienced an increase in traffic accidents. We will be studying the data to determine where enforcement efforts may increase traffic safety. 61% of our accidents occurred on Federalburg Highway where speed and failing to yield the right of way were the primary factors involved.

Our staff continues to receive some of the finest law enforcement training available. This year they attended over one thousand hours of training in various law enforcement disciplines. Three of our staff attended instructor level training so they can now certify personnel in firearms, defensive tactics, electronic control weapons, and physical fitness.

*Ministerium Sacrificium*

**"FOR SERVICE & SACRIFICE"**

### **Office of Accountability**

This year, the department has grappled with the changes brought forth by the Maryland General Assembly which eliminated one process for addressing departmental investigative and disciplinary matters and created an entirely new one. We took a proactive approach and pioneered an Office of Accountability within the police department. This position conducts ongoing personnel audits of all aspects of the job performed by our staff including: body worn camera reviews, report thoroughness, and officer compliance with new mandates. We chose to approach these changes as an educational opportunity to assist our staff with a sense of building on their professionalism and making our department a model in addressing these changes to the law enforcement community. This new process has provided positive feedback in real time along with corrective, constructive reviews for staff. On average, the department conducts 30 personnel performance audits and reviews each month.

### **Reported Statistical Highlights for 2022**

Overall, crime has dropped by 12% over the previous year. To put this in perspective, the current Violent Crime Rate has been reduced by 661% over the past four years. During the same time period, we have been able to reduce our Property Crime Rate by 241%. The charts included with this report show the decline is one which has been consistently trending downward over the previous four years as opposed to being an anomaly.

Leading the downward trend, burglaries dropped by 50% and thefts declined 19%. These two categories make up the bulk of our Property Crime numbers. Our Violent Crime Rate held steady at our historically low numbers.

### **Department Productivity**

Staff productivity has increased by over 281% during the past four years. This year's numbers reflect a 4% increase over 2021 and we expect a leveling to occur at current levels. It is likely that we will remain at current levels until we add additional personnel. It is not difficult to see a correlation between increasing departmental productivity and the lowering of our crime rates.

### **Surveillance System Upgrades**

We continue to upgrade our existing surveillance camera system with replacement cameras and expanding capabilities. We have dedicated Office of Homeland Security grant funding toward this purpose on an annual basis. This year, we included the addition of License Plate Reader capable cameras in our downtown corridor with a grant from the Maryland Governor's Office of Crime Prevention. This system is being fully funded and maintained by the Maryland State Police Office of Technology and all required data capture and reporting will be performed by the State of Maryland. Any needed data will be easily accessed by our staff. We are just finishing the new camera installation at the Marina Park Complex which will provide full coverage of the entire park area and Main Street. This system represents our first expansion using a dedicated online link through Comcast allowing for remote monitoring from anywhere with access to the internet. We will be using this new system as a pilot program with an eye toward expanding our surveillance system to other business areas of town which may lack the line-of-sight necessary for our older system.

## **Mandated Changes**

Additional requirements implemented for Maryland law enforcement agencies in 2022 include:

- Required psychological reviews/mental health evaluations conducted annually;
- Required physical fitness testing and certification annually for all staff;
- Reclassification of Personnel Records and accessibility;
- Required tracking system for internal investigations and public availability;
- Required Body Worn Cameras ;
- Required personnel performance audits;
- Eliminated the Police Officers Bill of Rights (established in 1978);
- Created Police Accountability Boards in each county ; and
- Created Police Charging Committees in each county along with establishing process.

*(Note: the "mandates" remain unfunded. Some limited grant funding may be available.)*

## **Looking Forward into 2023**

As we move into 2023, we look to expand our criminal investigative capabilities by joining in a collaborative effort with the Sheriff's Office and other allied agencies to create the Caroline County Bureau of Investigation. The preliminary discussions have begun to take place and we expect to get off the ground sometime in the spring. This will allow for the leveraging of available investigative resources in our effort to provide the best professional response available in Caroline County.

We look to expand the police department by one new patrol officer position in the coming fiscal year. Doing so will allow us to have two personnel working on every shift. This has become increasingly critical for officer safety and to ensure that we can be compliant with the newest mandates passed by the State of Maryland. In these trying days of policing communities, an officer standing alone for a shift needs to become an exception to the rule. We will close this gap with a single position added.

We expect the competition for qualified personnel to remain high and continue to grow as it has during the past several years. Therefore, it will be imperative that we put our best foot forward in providing a strong, positive work environment for our staff. Our departmental morale remains high, and the support of our community is strong. These are the very things that help make Federalsburg one of the safest places to work, live, and raise a family on the Eastern Shore and in the State of Maryland.



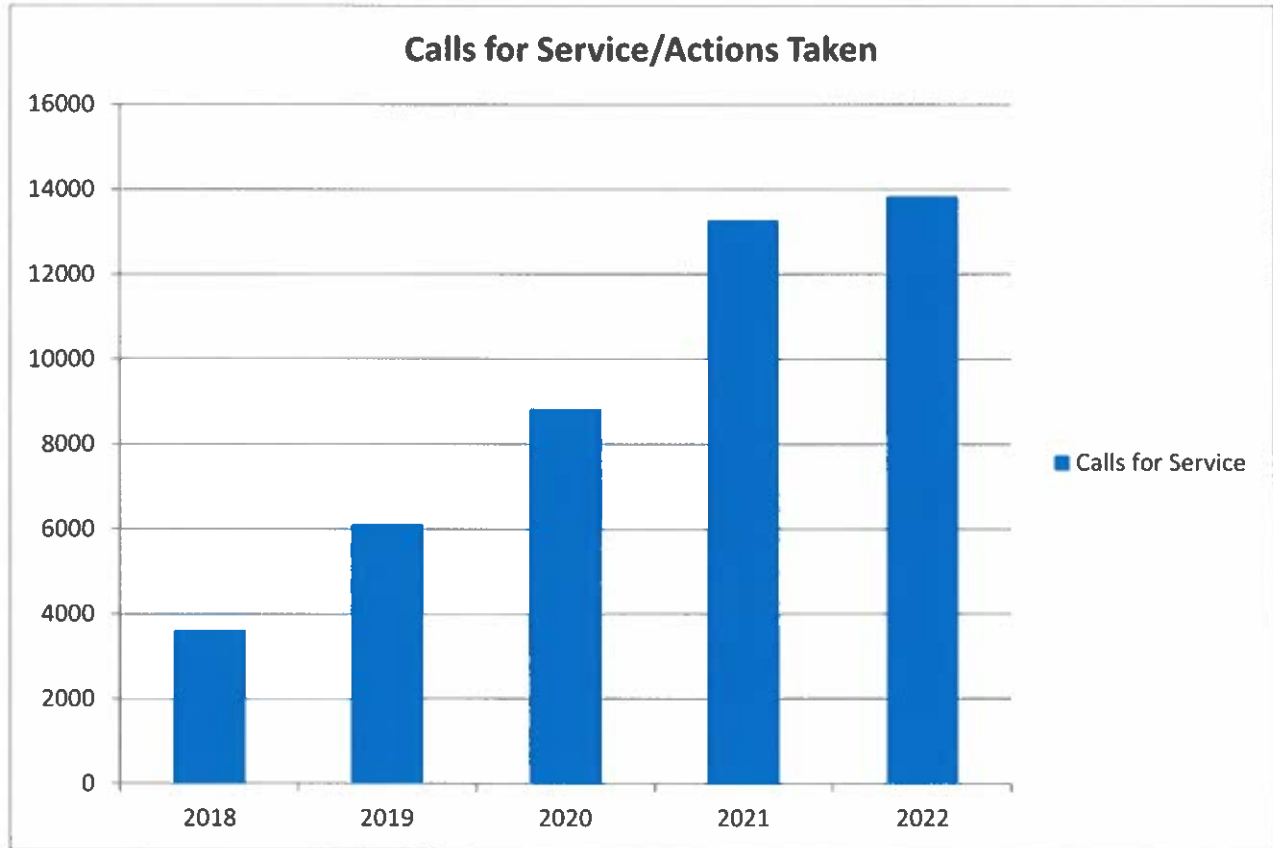
<https://www.safewise.com/blog/safest-cities-maryland/>

2022 Rank	City	Population	VC per 1,000	PC per 1,000
6	Berlin	4.80K	0.6	13.8
7	Thurmont	7.20K	2.2	6.2
8	Taneytown	7.31K	1.9	9.4
9	Bowie	59.02K	1.0	15.2
10	Havre de Grace	14.3K	2.6	11.9

Federalsburg →

Federalsburg continues to move up on the “Safest Cities” Chart in 2022. We advanced three positions from the previous year. We are restricted by population from being included (4K-min.) in the chart, but the application remains relevant. **AS IT RELATES TO OUR VIOLENT CRIME RATE OF .71, FEDERALSBURG POSTED THE SAME RATE AS THE #1 TOWN ON THE LIST (Ocean Pines).** Our Property Crime Rate sits at 13.92.

**Federalsburg Police Activity  
5-Year Comparison  
2018-2022**



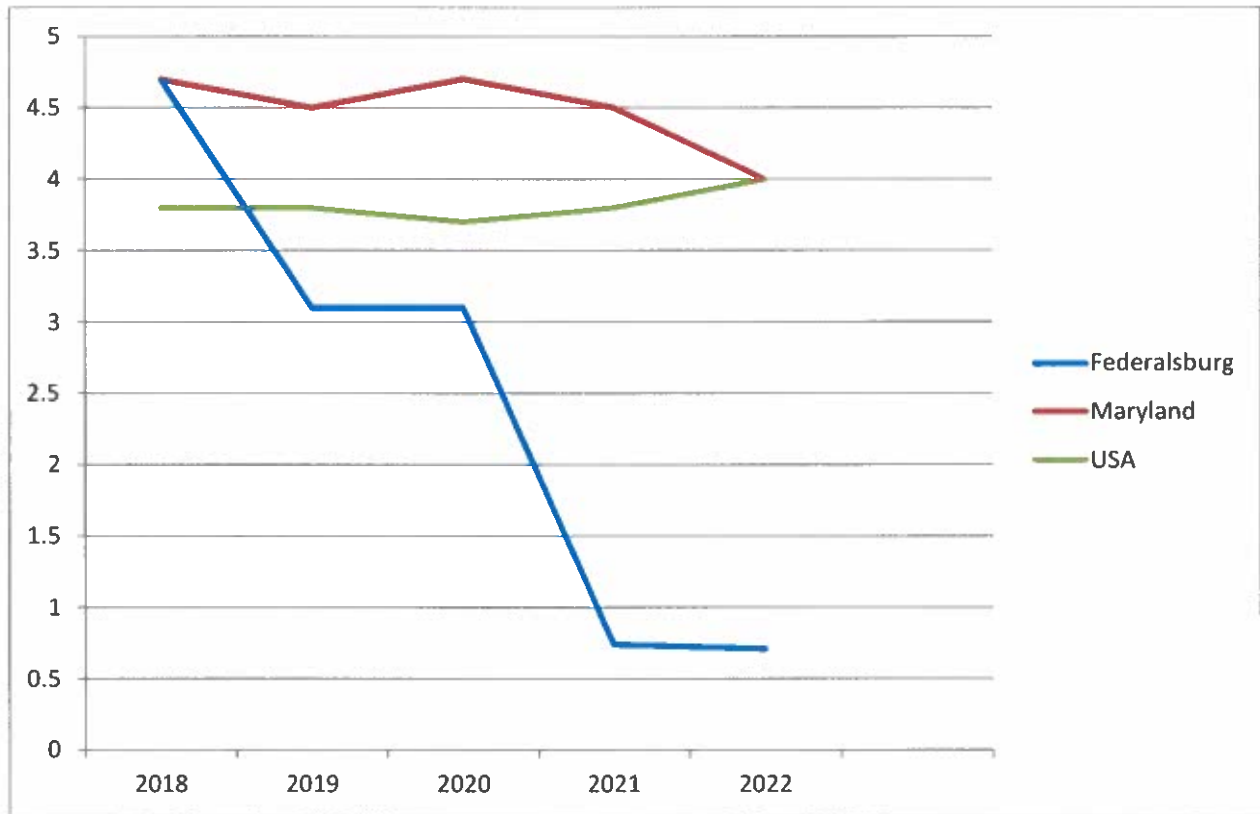
Captured in the above chart is a comparison of the previous 5-years volume of police calls for service and recorded activity taken by the police department in the Town of Federalsburg. This same data is represented as a percentage as follows:

2022 Police Services and Activity have increased:

- 4% over the previous year (2021)
- 57% over the year 2020 totals;
- 127% over the year 2019 totals; and,
- 281% over the year 2018 totals

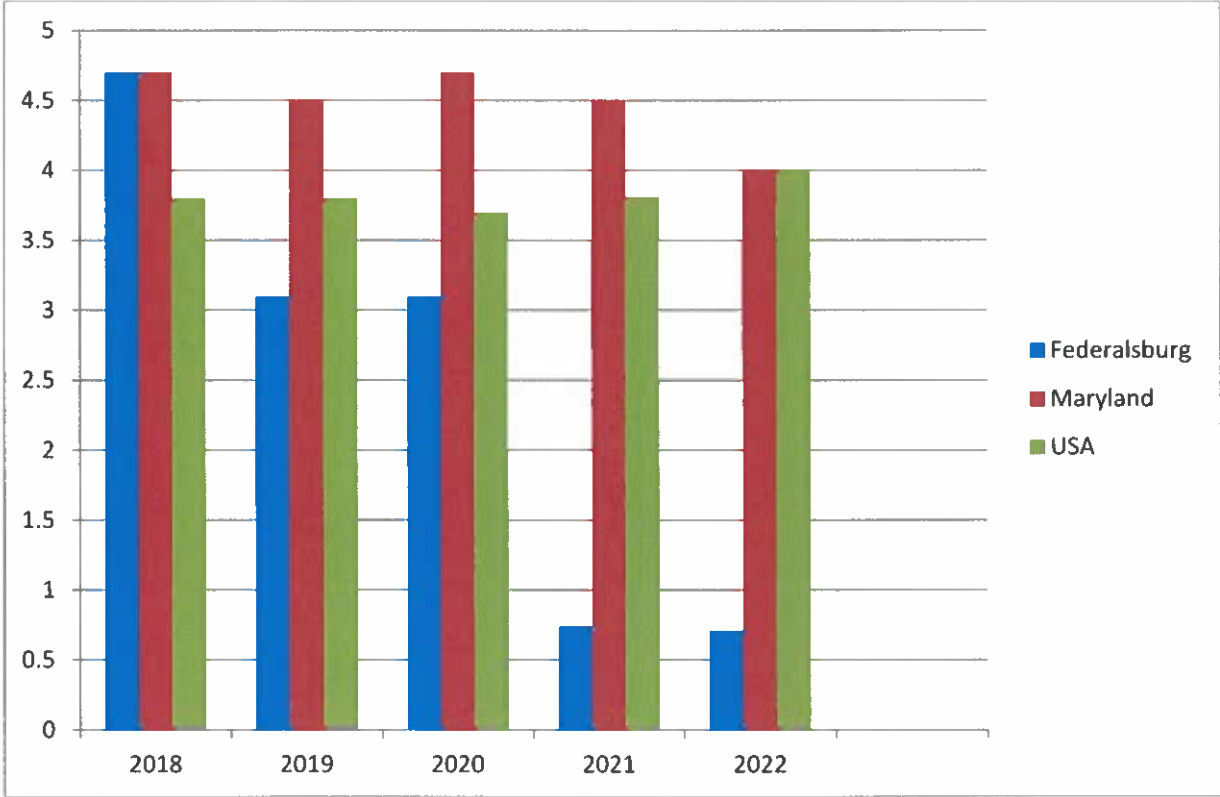
We believe this reflects a stabilization of police activities and actions based upon our current staffing levels and productivity demands. When comparing the previous year's productivity to applicable crime rates, the increase in police actions/activities would seem to be leading toward lower crime rates.

**Violent Crime Rate 5-Year Trend  
Comparison Graph  
Ratio: 1/1000 Population  
Federalsburg/Maryland/USA**



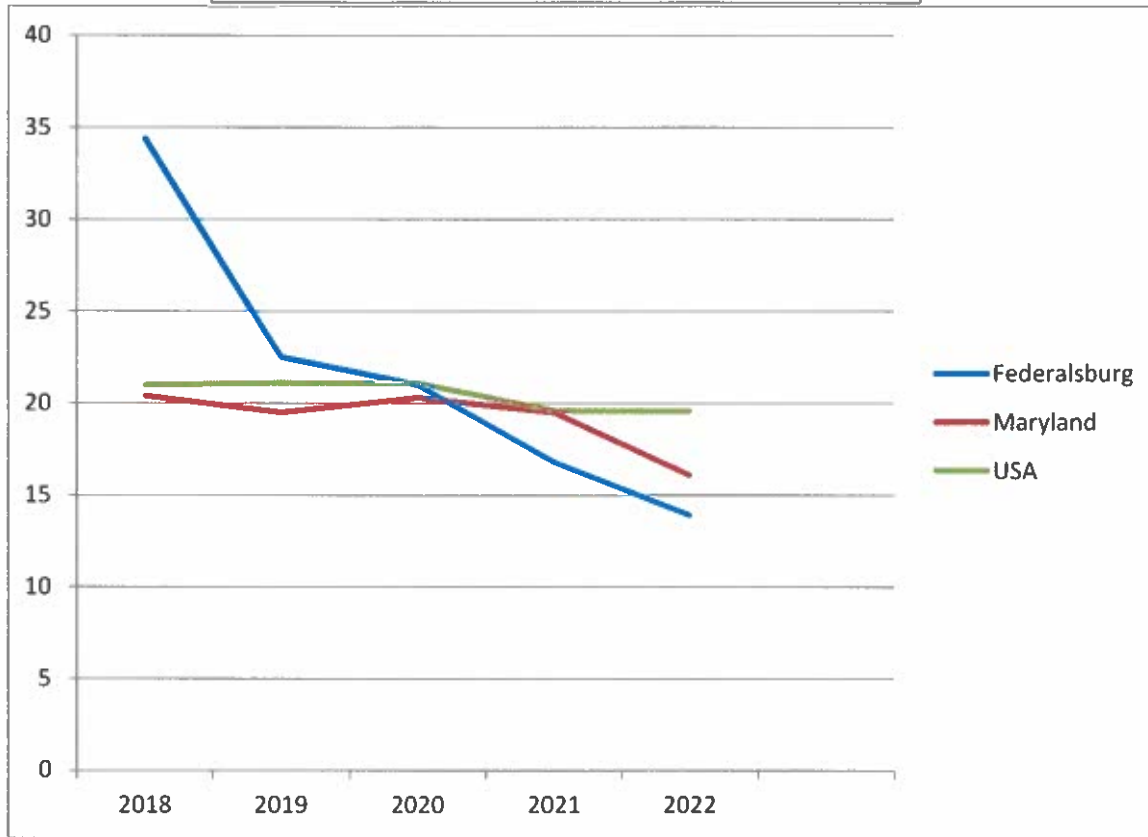
The trend in Federalsburg in Violent Crime continues downward. We believe the success is relative to the general reduction of violent offenders present in the community. This has been accomplished through active incarcerations of the offenders and a building reputation of police presence. Supporting this effort has been the retention of experienced staff by the department. Anecdotally, we have received feedback from the public that the police actions in Federalsburg have caused the criminal element to be displaced to other communities where the risk of apprehension/detection is perceived to be lower. Regardless of the facts surrounding this premise, perception is a critical element in crime prevention and the essence of a community "feeling safe." To that end, the department has been very effective.

**Violent Crime Rate Comparison**  
**Ratio: 1/1000 Population**  
**Federalsburg/Maryland/USA**



The Violent Crime Rate continues to fall in Federalsburg, this year dropping an additional 4% over the previous year's (2021) record low number. While the national trend for Violent Crime is up 5%, Federalsburg is recording numbers which rank among the lowest in Maryland.

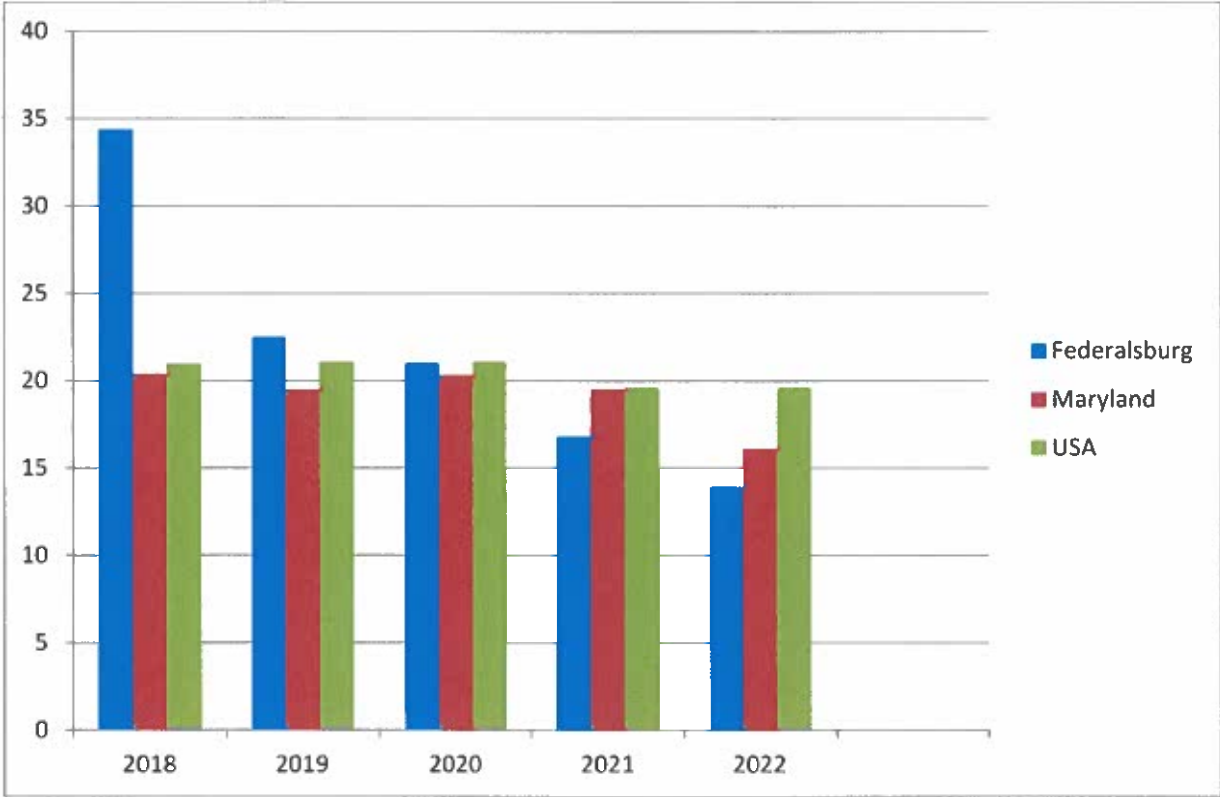
Property Crime Rates  
5-Year Comparison  
Ratio: 1/1000 Population  
Federalburg/Maryland/USA



The Property Crime Rate continues to fall in Federalburg, dropping another 17% over last year's (2021) record low. This trend is being driven by a decrease in burglaries by 50% (14 to 7) and a 19% reduction in reported thefts. The trend continues moving in the right direction.

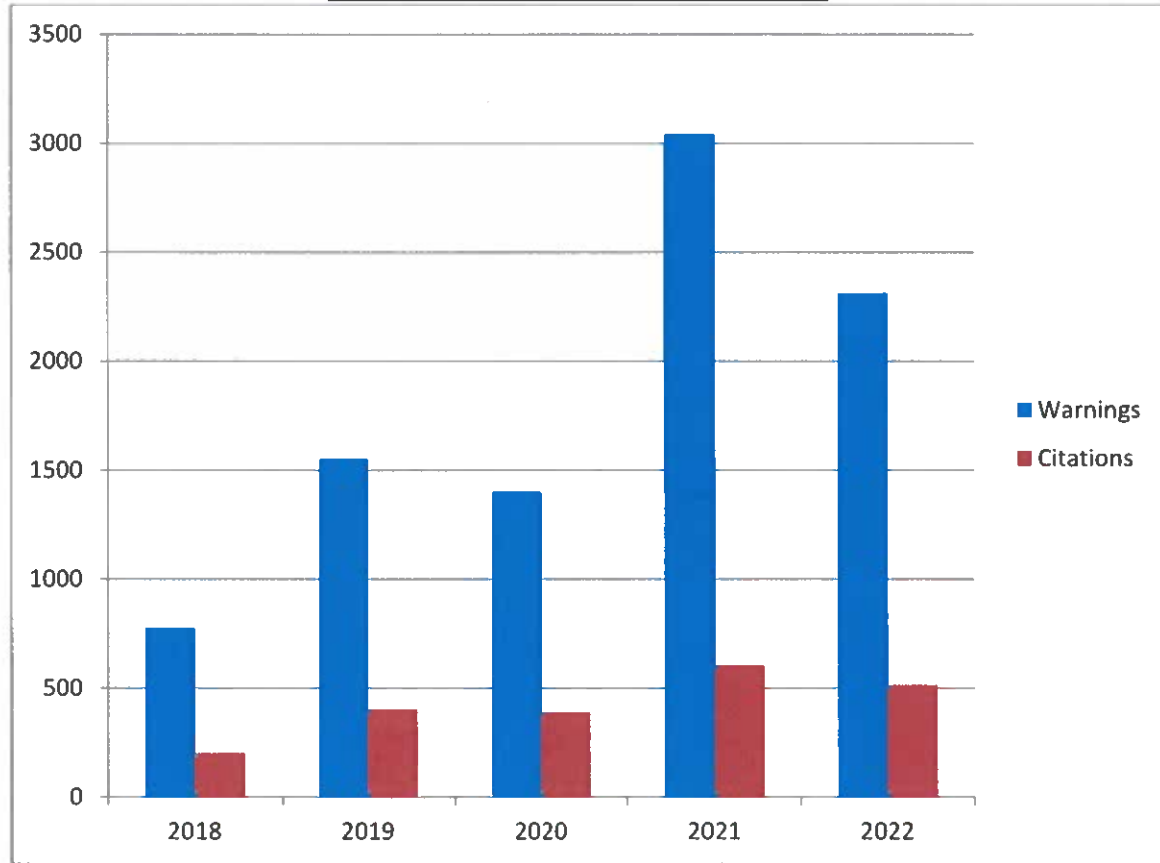


**Property Crime Rate Comparison**  
**Ratio: 1/1000 Population**  
**Federalsburg/Maryland/USA**



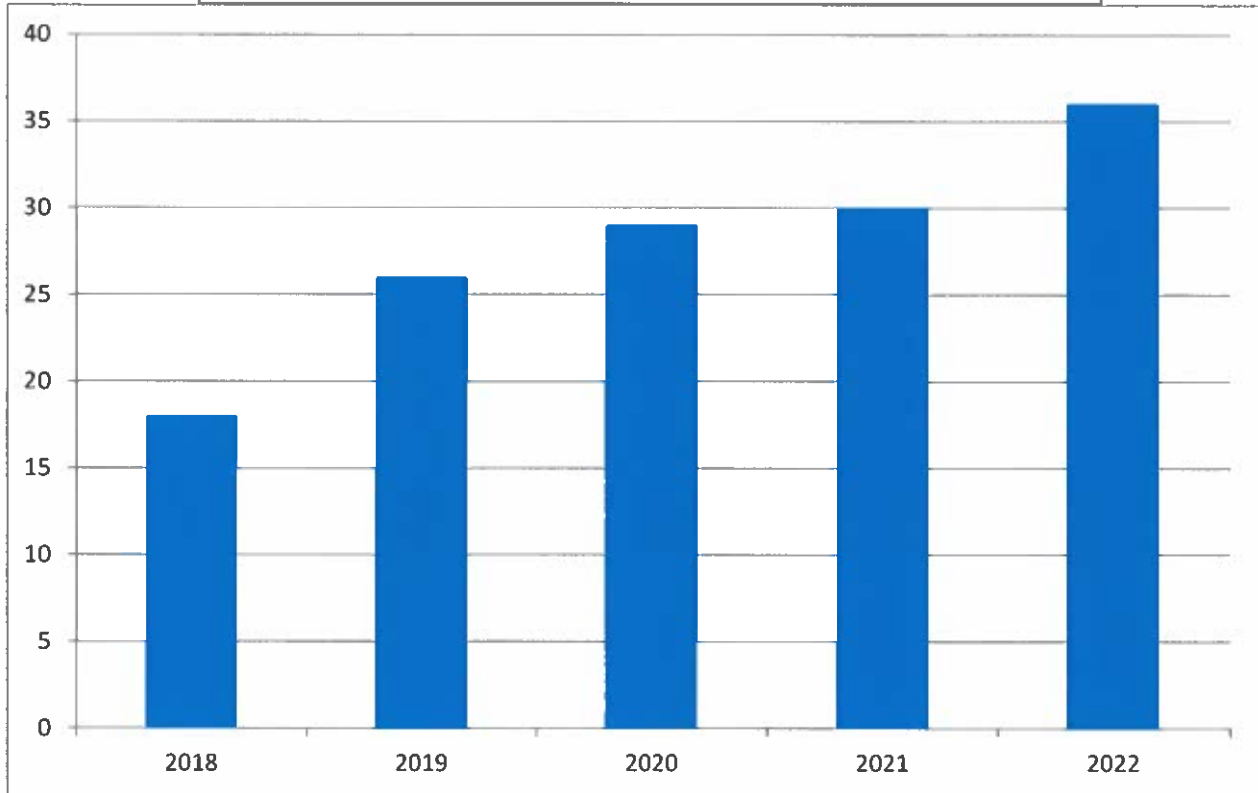
The Violent Crime Rate continues to fall in Federalsburg, this year dropping an additional 4% over the previous year's (2021) record low number. While the national trend for Violent Crime is up 5%, Federalsburg is recording numbers which rank among the lowest in Maryland.

Traffic Enforcement  
Comparison  
Warnings/Citations Issued  
2018-2022



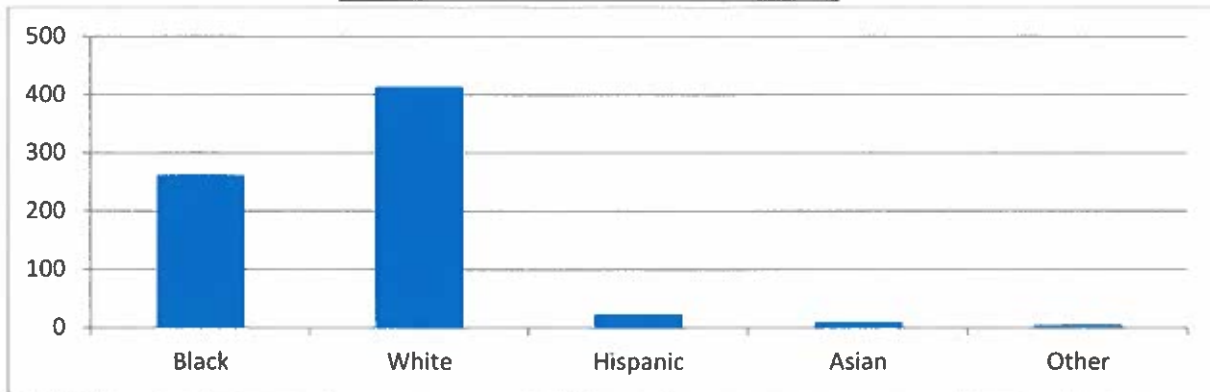
Our staff focuses on driver education and awareness whenever possible as opposed to punitive citations. The ratio of Warnings to Citations is 5:1.

### Investigated Vehicle Accidents 2018-2022



This year we experienced a 20% increase in motor vehicle accidents over the previous year. 27% of these accidents resulted in reported personal injury, while 73% involved only property damage. 61% of our accidents occurred on Federalsburg Highway and were primarily angle accidents taking place at our various intersections. The jump may be related to an increase in traffic volume in our area. We hope to focus attention on localized speed enforcement through our automated speed cameras this year (2023) to lower speeds in town and have a positive impact on traffic safety. We will be reviewing the data to see where specific enforcement actions may need to be increased to ensure compliance.

## Traffic Stop Data by Race 2022



The State of Maryland requires departments to record and report race data for non-radar traffic stops. **The department recorded a total of 713 such traffic stops in 2022** (representing 36% of our total stops). Expressed as a percentage of these recorded stops, the following race data was recorded:

Race	Percent of Total	Actual #
• Black	36%	(262)
• White	42%	(413)
• Hispanic	3%	(23)
• Asian	1%	(9)

Action Taken: **Warnings Issued**

Race	Percentage of Total	Actual #
• Black	83%	218
• White	84%	350
• Hispanic	70%	16
• Asian	77%	7

Action Taken: **Citations Issued**

Race	Percentage of Total	Actual #
• Black	13%	35
• White	12%	52
• Hispanic	30%	7
• Asian	22%	2

Action Taken: **Arrests Made**

Race	Percentage of Total	Actual #
• Black	3%	9
• White	2%	7
• Hispanic	0	0
• Asian	0	0